

VStitcher Keyboard Shortcuts Cheat Sheet

Menu Shortcuts

File

Action	Windows	Mac
New Garment	Ctrl+N	Command+N
Open	Ctrl+O	Command+O
Close	Ctrl+W	Command+W
Save	Ctrl+S	Command+S
Save As	Ctrl+Shift+S	Command+Shift+S
Import	Ctrl+Shift+I	Command+Shift+I
Export	Ctrl+Shift+E	Command+Shift+E
Create Tech Pack	Ctrl+Shift+T	Command+Shift+T
Edit Tech Pack	Ctrl+Shift+Alt+T	Command+Shift+Option+T
Print to File	Ctrl+Shift+Alt+P	Command+Shift+Option+P
Exit	Ctrl+Q	Command+Q
Render	Ctrl+Shift+R	Command+Shift+R

Edit

Action	Windows	Mac
Clone	Ctrl+D	Command+D
Select All Pieces	Ctrl+A	Command+A
Database Connection	Ctrl+Shift+Alt+D	Command+Shift+Option+D
Keyboard	Ctrl+Shift+Alt+K	Command+Shift+Option+K
Preferences	Ctrl+K	Command+K
Spread Pieces	Alt+S	Option+S

View

Action	Windows	Mac
Snap to Point	Ctrl+Alt+'	Command+Option+'
Snap to Edge	Shift+Alt+'	Shift+Option+'
Snap to Center	Ctrl+Shift+;	Command+Shift+;
Snap to Grid	Ctrl+Shift+'	Command+Shift+'

VStitcher Keyboard Shortcuts Cheat Sheet

Action	Windows	Mac
Slide on Edge	Ctrl+Shift+Alt+'	Command+Shift+Option+'

Help Center

Action	Windows	Mac
Help Center	F1	F1

Resources Tabs

Action	Windows	Mac
2D	Ctrl+P	Command+P
Materials	Ctrl+M	Command+M
Params > Rulers	Ctrl+R	Command+R

Tool Shortcuts

Tool Settings

Action	Windows	Mac
Pieces	Ctrl+1	Command+1
Internal	Ctrl+2	Command+2
Lotta	Ctrl+3	Command+3
Outside	Shift+O	Shift+O
Inside	Shift+I	Shift+I

Selection

Action	Windows	Mac
Select	V	V
Vector	A	A
Texture	T	T
Gizmo	Q	Q

Draw

Action	Windows	Mac
Rectangle	R	R

VStitcher Keyboard Shortcuts Cheat Sheet

Action	Windows	Mac
Ellipse	E	E
Pen	P	P
Free Brush	B	B

Insert

Action	Windows	Mac
Point	=	=
Wire	Ctrl+Shift+W	Command+Shift+W
Extract	Ctrl+Shift+X	Command+Shift+X
Dart (2021.1 and newer)	Ctrl-Shift+D	Command+Shift+D
Diamond Dart (2020 September Edition and older)	Ctrl+Shift+D	Command+Shift+D
Pleat (2021.1 and newer)	Ctrl+Shift+P	Command+Shift+P
Pleats/Darts (2020 September Edition and older)	Ctrl+Shift+P	Command+Shift+P

Material

Action	Windows	Mac
Assign	G	G

Stitch

Action	Windows	Mac
Stitch Tool	H	H
Toggle Single/Multi	Shift+H	Shift+H
Delete	D	Control+Enter

Garment

Action	Windows	Mac
Manage Sizes and Grading	Alt+G	Option+G

Simulation

Action	Windows	Mac
Dress One Iteration	1	1

VStitcher Keyboard Shortcuts Cheat Sheet

Resources Shortcuts

Pieces Options

Action	Windows	Mac
Use Selected	Alt+3	Option+3
Don't Use Selected	Shift+3	Shift+3
Use all Pieces	Ctrl+Alt+3	Command+Option+3

Materials

Action	Windows	Mac
Fabric Physics	F	F

Context Shortcuts

Select/Edit Context view

Action	Windows	Mac
Piece	S	S
Line	K	K
Points	N	N

3D Styling

Action	Windows	Mac
Scale Up Radius]]
Scale Down Radius	[[

Workspace Shortcuts

2D and 3D View

Action	Windows	Mac
Maximize Active Window	Tab	Tab

2D Hide/Show

Action	Windows	Mac
Background Grid	Ctrl+'	Command+'
Toggle Smart Guides	Ctrl+U	Command+U





VStitcher Keyboard Shortcuts Cheat Sheet

2D Window View

Action	Windows	Mac
Show All	Ctrl+0	Command+O
Zoom In	Ctrl+=	Command+=
Zoom Out	Ctrl+-	Command+-

Navigation Shortcuts

3D Window Navigation

Action - Avatar View	Windows	Mac
Front Equivalent to  on the 3D window toolbar.	2	2
Left Equivalent to  on the 3D window toolbar.	3	3
Back Equivalent to  on the 3D window toolbar.	4	4
Right Equivalent to  on the 3D window toolbar.	5	5
Top	6	6
Bottom	7	7

In **Maya 3D navigation mode**, you can use the keyboard shortcut **F**.

- If nothing is selected, pressing **F** zooms in to the avatar and garment in general.
- If something is selected, pressing **F** zooms in, centering on the 3D bounding box of the selected piece.